



NEIGHBORHOOD TAX CENTERS

2023 TAX SEASON IMPACT

(713) 273-3755

www.bakerripley.org



2023 TAX SEASON SUMMARY

January 9, 2023 to April 18, 2023

| | |
|----------------------------|---------------------|
| Neighbors served | 59,775 |
| Tax Returns | 34,195 |
| Returns w/refund | 69% |
| Gross Refund | <u>\$49,628,094</u> |
| Net Refund | \$42,683,612 |
| Average Refund | \$2,118 |
| Average AGI | \$25,917 |
| Earned Income Tax Credit | <u>\$14,476,914</u> |
| Households with EITC | 6,965 |
| Child Tax Credit | \$10,383,711 |
| Children benefitted by CTC | 11,878 |

Tax Prep Fees Saved: \$8,001,630

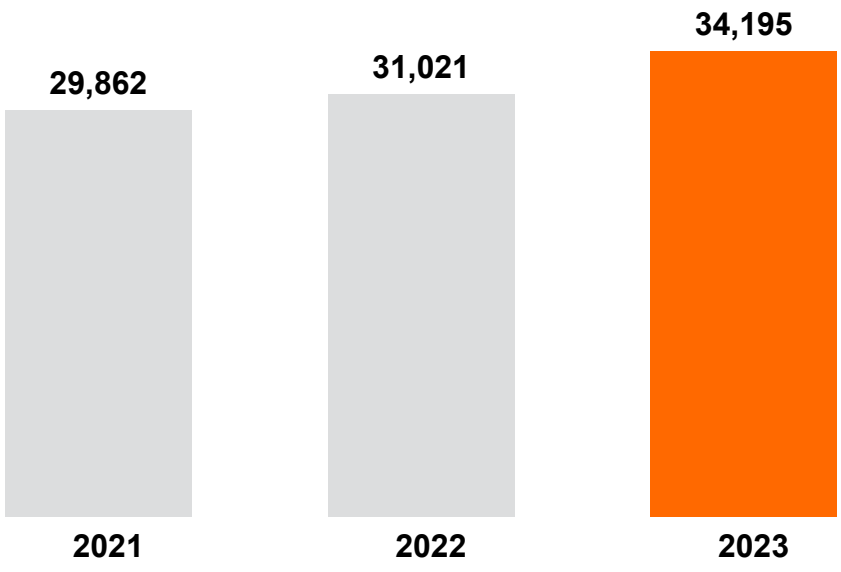
Average cost of paid preparer in Texas was \$234 per National Society of Accountants 2020 Survey. The 2023 cost is not currently available but is expected to be the same or higher.



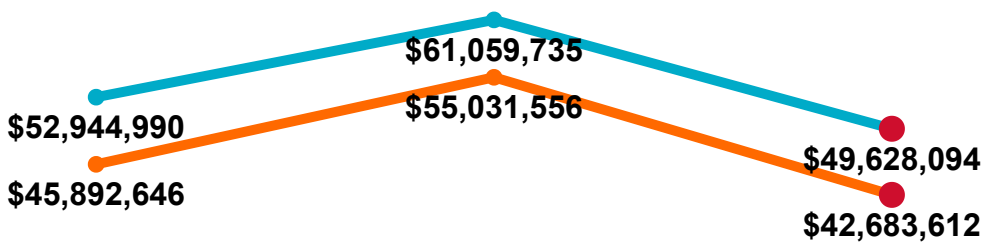


2023 TAX SEASON

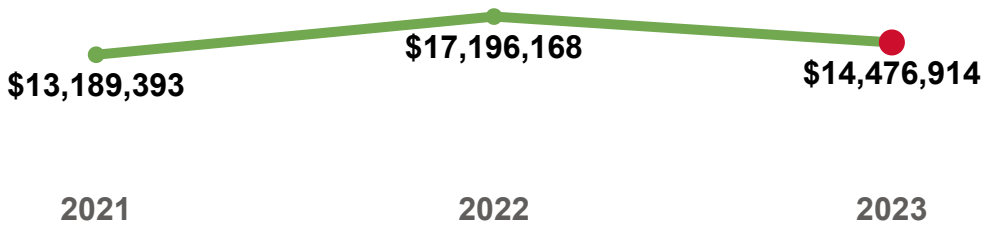
Tax returns increased 10% from last year
Number of tax returns prepared by year



Gross Refund, Net Refund



Earned Income Tax Credit



*Expanded CTC and EITC expired in 2023

\$1
Invested in
Neighborhood Tax Centers
=
\$35
Economic Impact



231
Volunteers dedicated

12,944
Hours of service

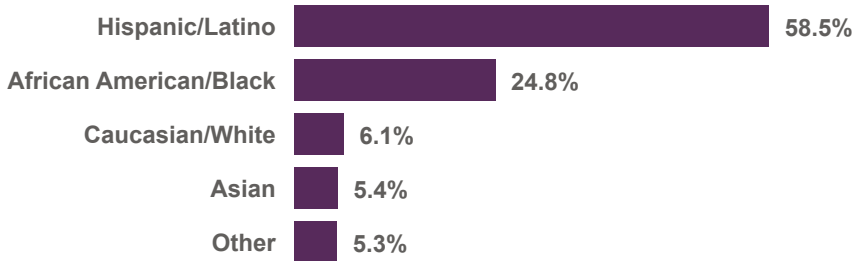
12 Tax Centers
15+ Mobile Sites




WHO WE SERVE:

2023 SURVEY RESULTS

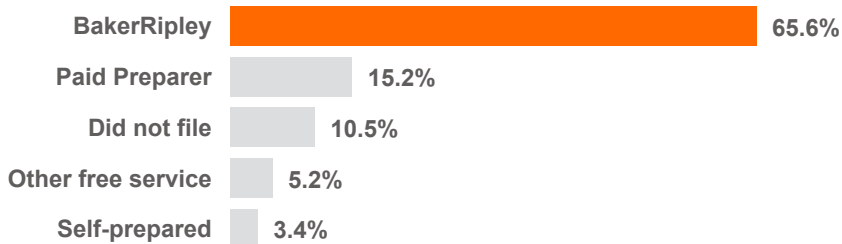
Race/Ethnicity



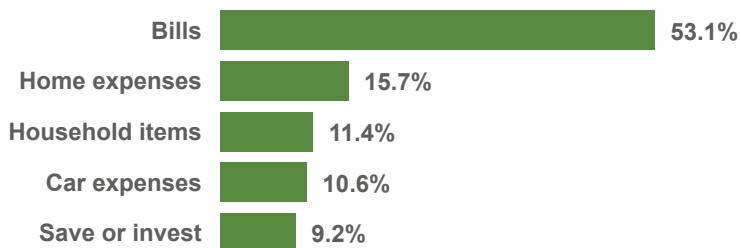
Primary Language Spoken at Home



Who prepared your taxes last year?



How neighbors plan to spend their tax refund



Average Neighbor

49 years old, single
Hispanic/Latino
female with
1 dependent



11%

of households
served have a
family member with
a disability

